




PRODUCT NAME: Norwood 1-Light Pendant
ITEM NUMBER: 12403UDBK

Please consult your electrician for hanging fixture and wiring.

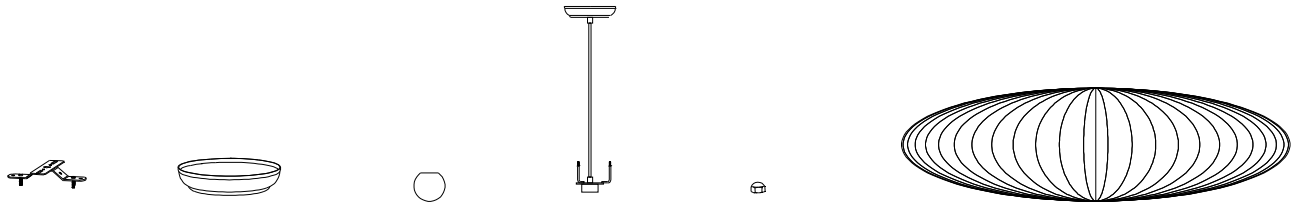


Bulb(included):26W GU24

PRODUCTS ARE NOT INENDED
FOR COMMERCIAL USE.

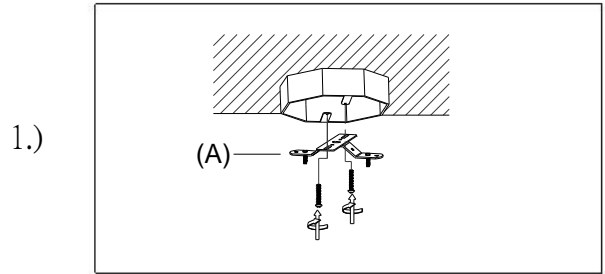
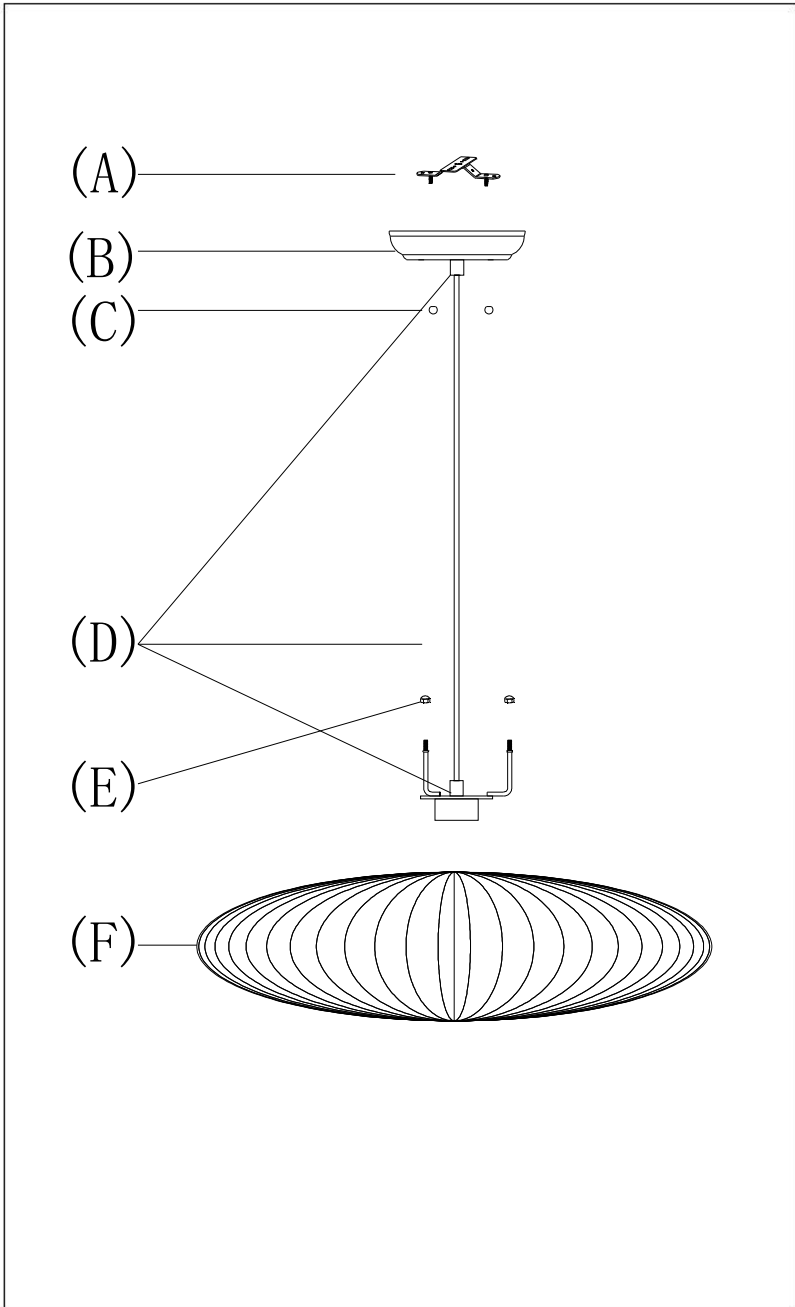
MADE IN CHINA
Page 1 of (2)

IMPORTANT: Turn off the power at the main fuse or circuit breaker box before starting installation

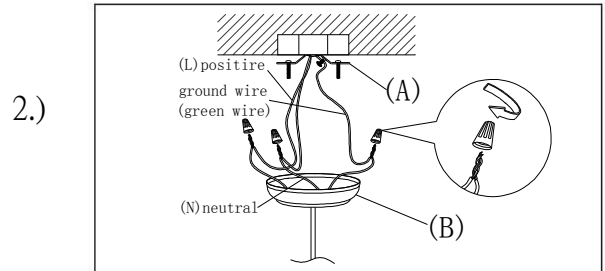


Bracket (A) Canopy (B) Finial (C) Body (D) Hexagon nuts (E) Shade (F)

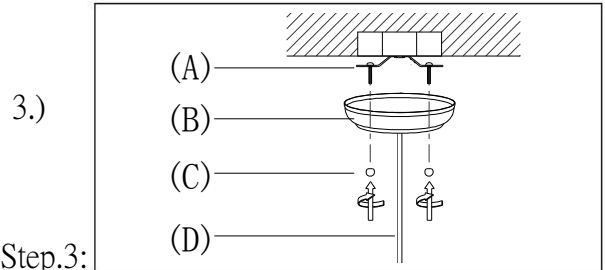
Locate all hardware & components before discarding packaging



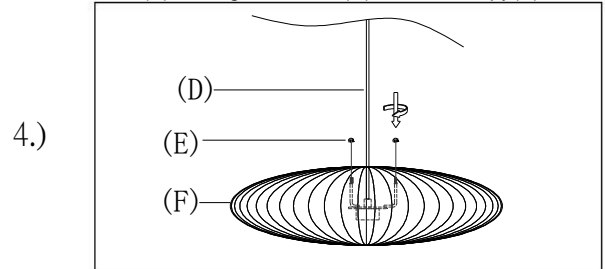
1.) **Step.1:** Remove mounting bracket(A) from fixture and install to electrical box.



2.) **Step.2:** Wire fixture to wires in outlet box. Green wire is for Ground.



3.) **Step.3:** Carefully remove shade(F) from body(D) using hexagonal nuts(E). Adjust cable length to desired mounting height, and tighten strain relief screws to secure. Install body(C) to bracket(A) and tighten finials(C) on the canopy(B) to secure.



4.) **Step.4:** Screw in GU24 light bulb and slide canopy back over body. Reattach shade(F) using hexagonal nuts(E).

Cleaning & Care:

Clean with soft cloth and a mild detergent. Do not use abrasive cleaner.